

Youth Ministry Program Guide



2854 Hunter Mill Road
Oakton, VA 22124
703-281-1767

Beverly Ellis, Director of Youth and Family Ministry
youthandfamily@unityoffairfax.org

Table of Contents

Youth and Family Information at a Glance – a quick overview

- Classes, Registration, Drop off & Pick Up, 5th Sundays and August All-In Services.....5
- Safety, Toys, Attire, Recuperation, Parent Involvement.....6

Nursery Notes.....7

Social Media.....8

2018-2019 Youth Classes..... 9

Sign In and Out Policy and Procedure..... 10

Unity Basics..... 11

Living Curriculum, Sunday Morning Classroom Experience, Ages and Stages.....15

Sacred Safety..... 20

YOU Rallies.....21

Uniteen Retreat Information22

Registration Form.....23

Diaper changing Permission Form25

At Unity of Fairfax, we know that:

- Everyone is born with the Spark of Divinity within them.
- We all have the capacity to access that Divine Spark and allow it to direct our lives.
- There is an interdependent relationship between a thriving church and a thriving youth & family ministry.
- Our children & teens are not just a future congregation but are an important segment of our current congregations with their own set of needs and expectations.
- Our Youth and Family Ministry program is an active ministry where children & teens have the opportunity to grow in Spiritual understanding and explore how those Spiritual principles relate to their own lives.
- Building community, in all its aspects, is essential to a thriving program.

Youth and Family Information at a Glance

2018-2019 School Year Classes

- Nursery through about 3 ½ years old.
- Preschool – 1st Grade (approximately potty-trained 3 ½ year old through first grades)
- 2nd – 5th grades
- Uniteens (middle school, 6th -8th grades)
- Y.O.U. (Youth Of Unity, high school 9th – 12th grades)

Registration and Times

- Spiritual Education classes are available for children birth to high school graduation during the 11:00 AM service only.
- Nursery/Unitots is open from 8:45 – 12:30
- Registration forms are required for each student. They can be found on the sign-in table in our foyer. Registration must be completed and turned into teacher or director before the child is left in the class.
- Please update your information when changes occur.
- Registrations will be updated in the month of September every year.

Drop Off & Pick Up



Arrival

To ensure the maximum safety for the children, a parent/guardian is required to Nursery/Unitots, and elementary aged children into the classroom. The same person is responsible for signing them out immediately following the service.

Please try to drop children off by 11:00 am so that:

- We are able to greet each child.
- They are able to take advantage of the pre-session activities.
- They are able to join us at the beginning of the experience rather than walking in after we have already started.
- They feel comfortable. Some children find it difficult to walk into an activity that is already in progress and may not feel a part of the group.

Departure

All classes end with the Preschool thru Uniteens joining the adults in the sanctuary. As soon as the closing song and Prayer of Truth are complete the Preschool and Elementary-aged children will remain on the platform. The parent is responsible for immediately signing them out. Your child's teacher will have the sign-in/sign-out paper with them on the platform.

Fifth Sundays and the Month of August

Youth Classes are not held on the fifth Sunday of a month nor are they held in the month of August. These Sundays are set aside as "All In Sundays". Children attend service with their parents on these Sundays. These Sundays are for involving the children in the service. Children participate in the music program, serve as ushers and greeters, do the Daily Word, and more. We are always looking to expand this program. Unity of Fairfax is a multi-generational community and values it's youngest congregants.

Sacred Safety

All YFM volunteers are background checked. Volunteers do background checks every 3 years. We strive for the 2 adult rule – at least 2 adults working with a group at all times.

Attire

Please dress children in comfortable clothing.

Please note that, while every precaution is taken, we sometimes do activities that may cause clothes to become dirty or stained.

We believe in active learning. Please dress children in clothes that allow for movement.

Please dress young children in clothes that make trips to the bathroom easy for them.

Classroom Behavior

We use positive behavior management techniques in our program. Heart agreements and Conscious Discipline Approach are used in the classrooms. Time with our classroom friends is a gift to cherish. We know that children and adults can go through times of 'disequilibrium before the blessing appears' as we journey through our lives. We work closely with child and family to resolve issues quickly, fairly and positively.

Toys and Electronics

Please leave toys and electronics at home or in the car. Our children are busy with the day's spiritual exploration and toys distract them from the program and group building experiences of the class. If your child has a 'lovey' that he/she must carry, please consult with the teacher.

Together, we can create the best possible scenario for combining your child's special needs with class experience.

If your child has a cell phone, he/she may keep it on them but we request they not pay attention to it during class. Some teachers implement a basket for the children to 'rest' their phones during class. Again, a cell phone can distract children from the program and group building experience.

Parental Involvement

Parents are encouraged to get involved in their children's spiritual education. Handouts and materials are available to help the learning continue at home.

Consider volunteering for the YFM Program. It is a lot of fun and there are many ways of which to be of service. See Beverly Ellis, YFM Director, for details.

Recuperation Policy

If children are working through a health challenge, he/she will have difficulty participating in class and need the caring attention and healing atmosphere of their home. Health challenges include the symptoms of fever, diarrhea, vomiting, rashes, and/or eye infections.

Church Building and Grounds General Safety Guidelines

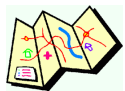
Please be aware of where your children are at all times. Children and Teens are not allowed to be in the classrooms unattended. Children 5th grade and under are not to be in the classroom building area without supervision. This is for their safety and the safety of others.

For the safety of children and adults, we request that parents keep their children aged 10 and younger with them when not in class or in service. The quick movements of small children can accidentally cause a fall to a nearby congregant. The playground is available to be used, but children must have an adult present. They may not go there on their own.



Welcome to Unity of Fairfax's Nursery and Unitots – We are NOT a babysitting service but your child's earliest spiritual growth classroom. Here children learn that going to church is a safe, fun and happy experience. They learn to associate church with love and friendship. Songs, background music, stories and play are used to explore spiritual concepts in a way that is developmentally appropriate for our little ones. Sharing, kindness, trust, and more are explored with love and security.

Nursery Notes



Where Is the Nursery?

The Nursery/Unitot class is located in the Youth and Family Ministry Office directly off the atrium. The Nursery is in a visible spot close to our offices and the sanctuary. Parents have easy access to check in on their child.

Nursery Basics

-Nursery/Unitots is open from 8:45 till after the 2nd service.

-Please pick up your child promptly after the service e.

-Please keep your child home if he/she is ill. We want to keep children and volunteers safe and healthy

-Parents must remain at Unity of Fairfax while their child is in the nursery

We encourage you to share with the nursery attendants your child's likes, dislikes and special hints that will help your child enjoy his/her visit. Our volunteers and staff want to make this experience wonderful for you and your child. We will work with each family to ensure that the entire family feels safe and happy with our program.



Please Note

- All children must have a registration on file listing allergies and other important information.
- At each visit, please bring diapers, wipes and a change of clothes.
- Nursery attendants will change diapers if there is a signed Diaper Changing form on file.
- Please label with your child's name his/her drink/snack.
- Parents sign in their children using the nursery/unitot form located inside the nursery door.
- Please note any allergies, concerns and **the number where a nursery attendant may text you during the service** if they have need to contact you.
- Nursery is for children from birth till they enter our youth classes. The move-up age varies from child to child. Together, staff, parent and child work together to find the best fit for your child.

Social Media

Social Media is a part of our everyday life. Our children were born into a world of technology. It is a wonderful tool that opens up the world to us all. It allows us a wealth of information. . Unity is committed to Social Media Safety. We take the safety of all seriously – especially our children. Personal information is never used.

One of the important pieces of information on the registration forms is the Social Media Agreement box. It allows Unity of Fairfax to use pictures of and live stream your child. Pictures of various activities in the church often include children in them. Children love to be able to see themselves participating in activities. Children may be live streamed at the end of the 2nd service during the short 'kid's time' before the Blessing of the Children.

Parents may opt out of this if they wish. However, be assured that the safety of the children are always at the core of anything we do, online or offline.

Live Streaming

Our 11:00 AM Service is live-streamed. Throughout the year, special events will be live streamed as well. We are careful to take appropriate steps to protect everyone's privacy – especially that of our children. We do not disclose personal information.

Unity of Fairfax Webpage	https://www.unityoffairfax.org
Unity of Fairfax Facebook page.	https://www.facebook.com/UnityOfFairfax
Unity of Fairfax YFM page	https://www.facebook.com/uofyfm
Unity WorldWide	https://www.unityworldwideministries.org
Unity	http://www.unity.org
Silent Unity	http://www.unity.org/prayer
Unity Daily Word	http://www.dailyword.com
Unity Village	https://www.unityvillage.org

2018-2019 Youth Classes

Our Youth Classes are divided into 5 classes:

- Nursery/toddlers
- Preschool – 1st grade
- 2nd grade – 5th grade
- Uniteens 6th – 8th grade
- YOU (Youth of Unity) 9th – 12th grade.

Nursery/Unitots

Our littlest ones are learning to trust that basic needs will be met. They learn through movements and the sensations they cause. They learn by emotions and feelings. Our program is a warm, loving place that provides a secure and safe place to begin their spiritual journey. Finger plays, music, songs, *I Love You Rituals*, play and gross motor activities are just some of the ways our staff help the little ones to associate spirituality and church with happy, joyful emotions.

Preschool – 1st Grade

These children are developing independence. They like to do things “by themselves” yet crave the safety and security of loving, supportive adults. They are curious about the world and eager to explore. Their thinking tends to be concrete, egocentric and focused primarily on the present. As they grow, they become more able to see things from other points of view, to begin to move into the ability to abstractly and think in past-present-and future modes. They have a lot of energy and usually have short attention spans.. Most are not yet proficient in reading or writing. They are developing fine motor skills and eye-hand coordination. Our PS-1st class is designed for active learners, incorporating a variety of learning styles and activities to help these little guys be excited about their spiritual journey.

2nd – 5th Grades

Second – fifth graders generally have gained reading and writing skills. Concrete, literal thinking is beginning to broaden into abstract thought. They begin to see things from different points of view and imagine events that occur outside of their own lives. They are becoming more and more self-confident.

Uniteens 6th-8th Grade

Uniteen groups meet each Sunday to explore spiritual truths in a safe place for youth in this age group. Preteens are interested in how they fit in with their peer group, and our class provides a nurturing place to connect with others and explore what they believe. Abstract thinking begins to play a large part in their thinking. They can consider hypothetical situations, solve problems, intensely explore subjects, and are interested in what’s happening in the world and why. Their developing ability to think logically helps them sort real from make believe, see perspectives of others and capture meaning in stories.


YOU 9th – 12th Grade

Youth of Unity (YOU) is an international youth group and active teen ministry for high school students, ages 14–18 (grades 9–12). Teens gather to explore and discover spiritual truths and learn how these truths relate to their lives. Teens are interested in developing meaningful relationships, the problems of the world, the meaning of life and a personal relationship with Spirit. They seek spiritual support in a group for dealing with teen issues such as peer pressure, drugs and their future.

Sign In and Out Information

Class:: **Preschool – 1st**

Date: **xx/xx/2018**

Child's first name	Child's Last name	Parent name and cell		Sign in	Sign out




Sacred Safety requires us to have parents sign in and out children that are 5th grade or younger. Parents of Uniteen and YOU may opt to have their children not be signed in and out (on Uoff registration form).



Sign ins are inside the classroom door.. Please remember to sign in each time as you drop your child off. Sign out will be after the 2nd service is over. Preschool -5th grade children remain on the platform with their teacher. The teacher will have the sign out form. This not only follows our Sacred Safety procedures, it allows teacher, parents and student to have a chance to connect. Nursery/Unitot signout is in the Nursery.



The  symbol stands for concerns or things you may wish the teacher to 'keep an eye' upon. It may be the child has an allergy, or is worried about a school project or has a new pair of shoes that he can't wait for the teacher to see and comment upon. It helps parents and teacher work together to create a supportive environment for each child.



In the interest of safety, confidentiality and convenience, items listed on the registration form will be in our classroom registries – a confidential but accessible place that keeps teachers aware of concerns. If it is listed on the registration form there is no need for parents to write the concern on the sign in sheet.

Unity Basic Principles

Unity has 5 Basic Principles that can be said in a number of ways but the Truth remains the same no matter which way we say it.

Unity's 5 Basic Principles

- There is only One Presence and One Power. God the Good, Omnipotent.
- The Divinity of humankind. Our true nature is good.
- The Formative Power of Thought.
- The Practice of the Presence through Prayer and Meditation.
(affirmations, prayer and the silence).
- The Law of Demonstration.

(Taken from the textbook for Unity Basics.)

You will also see the 5 Principles expressed this way:

- God is absolute good, everywhere present.
- Human beings have a spark of divinity within them, The Christ spirit within. Their very essence is of God, and therefore they are also inherently good.
- Human beings create their experiences by the activity of their thinking. Everything in the manifest realm has its beginning in thought.
- Prayer is creative thinking that heightens the connection with God-Mind and therefore brings forth wisdom, healing, prosperity, and everything good.
- Knowing and understanding the laws of life, also called Truth, are not enough. A person must also live the truth that he or she knows.

(Taken from the textbook for Unity Basics.)

The 5 Principles adapted for adult learners:

- There is only one Presence and one Power active as the universe and as my life, God the Good.
- Our essence is of God; therefore, we are inherently good.
- This God essence was fully expressed in Jesus, the Christ.
- We are co-creators with God, creating reality through thoughts held in mind.
- Through prayer and meditation, we align our heart-mind with God.
- Denials and affirmations are the tools we use.
- Through thoughts, words and actions, we live the Truth we know.

(Taken from the Association of Unity Churches poster for adults.)

The 5 Principles adapted for children and teens:

- God is all good and active in everything, everywhere.
- I am naturally good because God's Divinity is in me and in everyone.
- I create my experiences by what I choose to think and what I feel and believe.
- Through affirmative prayer and meditation, I connect with God and bring out the good in my life.
- I do and give my best by living the Truth I know. I make a difference!

(Taken from the Association of Unity Churches poster for youth.)

Our UofF Youth 5 Principles Poem

- God is good
- And so are we
- Our thoughts create reality.
- Positive prayer and meditation are ways for God communication.
- We do our best to live what's true. I make a difference, SO DO YOU!

This is our very own special version, complete with accompanying movements to help the children learn.

Unity Prayer of Truth

As the light of God, we shine.
As the love of God, we embrace.
As the power of God, we stand in truth.
As the presence of God, we radiate love.
Wherever we are, God is,
And all is well.

(Unity of Fairfax says this prayer at the end of Sunday Service.)

Love Offering Blessing

Divine Love, Flowing through me
Blesses and multiplies
All that I have, all that I give and
All that I am open to receive.

Unity's Peace Song (Unity of Fairfax version)

Let there be peace on earth
And let it begin with me
Let there be peace on earth
The peace that was meant to be
With God as Creator
Family all are we
Let us walk with each other
In perfect harmony
Let peace begin with me
Let this be the moment now
With every step I take
Let this be my solemn vow
To take each moment
And live each moment
To take each moment
In peace eternally
Let there be peace on earth
And let it begin
With me!

(We sing this at the end of the service)

Twelve Powers

Power	The Ability to:	Location	Disciple	Color	Month
Faith	Believe and see Truth	Pineal Gland	Peter	Dark Blue	January
Love	Unite with Divine Mind and attract good	Behind Heart	John	Pink	February
Strength	Be Steadfast, persevere and endure	Small of Back	Andrew	Spring Green	March
Wisdom (Judgment)	Understand through spiritual discernment	Pit of Stomach	James, Son of Zebedee	Yellow	April
Power	Have dominion over thoughts words, actions	Throat	Phillip	Purple	May
Imagination	Visualize Divine Ideas	Between Eyes	Bartholomew	Lt. Blue	June
Understanding	Comprehend Divine Ideas	Front Brain	Thomas	Gold	July
Will	Make choices and take action	Front Brain	Matthew	Silver	August
Order	Organize	Navel	James, Son of Alphaeus	Olive Green	September
Zeal	Express enthusiasm, passion	Brain stem	Simon the Zealot	Orange	October
Release (Renunciation)	Let Go of outworn ideas	Lower Abdomen	Thaddeus	Russet	November
Life	Enliven and energize, express creative force	Generative Center	Judas	Red	December

Unity Affirmative Prayer

Prayer is the foundation of the Unity movement. Unity uses affirmative prayer. Affirmative prayers are positive, empowering and are worded in the present tense. We affirm the Truth that we know. It looks to the God within, not a help from a God outside of us.

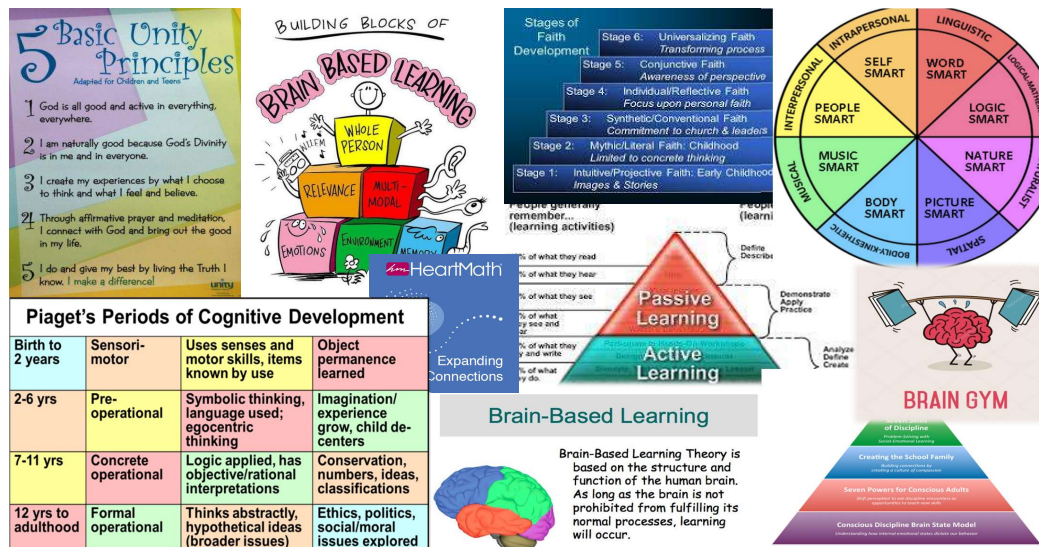
Meditation

Meditation is continuous and contemplative thought. The purpose of meditation is to expand the consciousness Christward; the bringing into realization divine Truth; to be transformed in spirit, soul and body by the renewing of the mind.

The Old Model of Education – Top Down – Teacher Owns the Knowledge
Teachers impart knowledge to passive audience. Mainly done through auditory methods.



Unity's Living Curriculum employs many different ways of exploring concepts. We believe teacher and student are active participants in exploring concepts and ideas. We believe learning is an active, creative endeavor. We believe that there are many different learning styles. We believe everyone learns best through a variety of methods.



Our Educational Philosophy

The Living Curriculum Education Philosophy

We use an education model known as "The Living Curriculum" Unity's Living Curriculum philosophy affirms that the curriculum is not within any book or guide, but lives within the children themselves. Myrtle Fillmore, co-founder of Unity, was the inspiration for this foundational belief. Myrtle saw each child live the Truth principles through his or her own soul's unfoldment. As spiritual educators, we are here to guide our children and youth on their spiritual journey and to help them to recognize their own Divine nature. In the words of Myrtle Fillmore, "We are here not to entertain the children, but to call them out."

The Sunday Morning Experience

<https://www.unityworldwideministries.org/sunday-morning-experience>

Myrtle Fillmore believed our mission was not to "entertain the children, but instead, to draw them out." The Living Curriculum is an approach or philosophy, which affirms that the curriculum - that which is to be learners or known - already lives within the adult, child or teen, themselves. It moves us past the belief that teachers have all the answers and need to impart them to the students. Instead, there is a realization that all of us are uniquely unfolding on our spiritual path, having access to the Spirit within.

The Living Curriculum is a process of spiritual support used to assist children, teens, families, and the church community in co-creating successful living. It honors the inherent wholeness and wisdom within each one of us, and utilizes storytelling and experiential creative expression to "draw out" the Truth we already know. The process helps us to explore spiritual principles and to become aware of how the principles operate in our lives.

"Living Curriculum is issue-centered. Life is all about issues that we are trying to make sense of. By focusing on issues in our lives through the common experience of sharing a story, we become engaged and involved as we examine these issues. This approach leads to exploring spiritual principles and truths and to an awareness of how they are operating in our lives." ~*Youth & Family Ministry Guide*

A Living Curriculum:

- Lives in the question
- Uses the vehicle of story and/or experience
- Is issue based
- Is engaging
- Is an adventure
- Elicits creativity
- Involves everyone
- Always has debriefing

The Living Curriculum (six-point checklist).

1. The Issue: Identify which issue, theme, or need is currently active in the children's lives.

2. The Intention: A brief intention, open-ended to allow for the outcome to be different for each individual. It starts with words like: to explore, discover, understand, experience, examine, feel or share. All parts of the lesson reflect and reinforce the issue and intention to be explored.

3. The Story: a story, movie passage, song, Bible story, or experiential activities that introduce the issue/theme and help the participants connect to it. We use various methods to explore the issue/theme in order to make it relevant. Some examples include wonder questions, role-playing, puppets, visualization, meditation, etc. The purpose is to move into the heart space rather than analyzing. Lessons connect better when the participants can have a common experience or see themselves in the story. The discussion is more apt to stay focused on what they have shared together.

- Our lessons are based on issues because real life has issues
- We use stories that help our children and teens figure out how to make their way in life and move into life with grounding principles as their foundation. This gives them insight into how to step into life in a more powerful way.
- The stories help us find common ground for our issues.
- The tension in the story is about real life.
- We use the Bible to illustrate modern issues from our daily lives.
- The stories are our mythology and contain universal wisdom.
- You are every character in the story.

4. The Questioning Strategy: open-ended questions, worded to avoid yes/no answers, to progress from safe "out there" answers to more internal "in here" answers. There are five types of questions to use:

- What is happening in the story? (Stay with the facts and save interpretation for later.)
- How are the characters feeling about what they are experiencing?
- How do you see this experience in the world? (Ask a bridging question that looks at how it is showing up in school, community, or the world.)
- How do you see this experience in your daily life? How do you see yourself in this character? (Share personal stories both factually and from the heart, deepening community.)
- How are you going to use this experience in your life? (Putting principle into practice?)
- How would you like it to be? (Seeing with the eyes of Christ, making different choices.)

5. Creative Experiences: An open-ended activity to awaken the story within ourselves. Art activities, drama, music, movement, games, journaling, are just some of the activities used.. Expressing spirituality is a multi-sensory experience.

6. Sharing: We allow time for participants to share, if they choose, what the experience awakened in them. We explore what actions could be taken as awakened by the story. Children are encouraged to continue exploring the issue or theme on their own. We connect together to help make the lesson relevant to their lives.

In our classrooms, we use the Multiple Intelligence philosophy. We explore spirituality using a wide variety of means.

Gardner's Multiple Intelligences

Howard Gardner of Harvard identified **seven distinct intelligences**. The broad spectrum of students - and perhaps the society as a whole - would be better served if disciplines could be presented in a numbers of ways and learning could be assessed through a variety of means." The learning styles are as follows:

Visual-Spatial - think in terms of physical space, as do architects and sailors. They are very aware of their environments. They like to draw, do jigsaw puzzles, read maps, and daydream. They can be taught through drawings, verbal and physical imagery. Tools include models, graphics, charts, photographs, drawings, 3-D modeling, video, videoconferencing, television, multimedia, texts with pictures/charts/graphs.

Bodily-kinesthetic - use the body effectively, like a dancer or a surgeon. Keen sense of body awareness. They like movement, making things, touching. They communicate well through body language and be taught through physical activity, hands-on learning, acting out, role playing. Tools include equipment and real objects.

Musical - show sensitivity to rhythm and sound. They love music, but they are also sensitive to sounds in their environments. They may study better with music in the background. They can be taught by turning lessons into lyrics, speaking rhythmically, tapping out time. Tools include musical instruments, music, radio, stereo, CD-ROM, multimedia.

Interpersonal - understanding, interacting with others. These students learn through interaction. They have many friends, empathy for others, street smarts. They can be taught through group activities, seminars, and dialogues. Tools include the telephone, audio conferencing, time and attention from the instructor, video conferencing, writing, computer conferencing, E-mail.

Intrapersonal - understanding one's own interests, goals. These learners tend to shy away from others. They're in tune with their inner feelings; they have wisdom, intuition and motivation, as well as a strong will, confidence and opinions. They can be taught through independent study and introspection. Tools include books, creative materials, diaries, privacy and time. They are the most independent of the learners.





Linguistic - using words effectively. These learners have highly developed auditory skills and often think in words. They like reading, playing word games, making up poetry or stories. They can be taught by encouraging them to say and see words, read books together. Tools include computers, games, multimedia, books, tape recorders, and lecture.

Logical -Mathematical – Enjoy reasoning, calculating, think conceptually, abstractly and are able to see and explore patterns and relationships. They like to experiment, solve puzzles, and ask cosmic questions. They can be taught through logic games, investigations, and mysteries. They need to learn and form concepts before they can deal with details.

Knowing the stages of cognitive development in important to in our program. Lessons are tailored to meet the developmental levels of the children. Teachers facilitate growth as they nurture and respect the children's unique cognitive stages.

Jean Piaget's Stages of Cognitive Development

Knowing the stages of cognitive development is important to in our program. Lessons are tailored to meet the developmental levels of the children. Teachers facilitate growth as they nurture and respect the children's unique cognitive stages.

0-2 years Sensory-Motor Stage 	During this first stage, children learn entirely through the movements they make and the sensations that result. They learn: that they exist separately from the objects and people around them that they can cause things to happen that things continue to exist even when they can't see them
2-7 years Pre-Operational Stage 	Once children acquire language, they are able to use symbols (as words or pictures) to represent objects. Their thinking is still very egocentric though -- they assume that everyone else sees things from the same viewpoint as they do. They are able to understand concepts like counting, classifying according to similarity, and past-present-future but generally they are still focused primarily on the present and on the concrete, rather than the abstract
7-11 years Concrete Operational Stage 	At this stage, children are able to see things from different points of view and to imagine events that occur outside their own lives. Some organized, logical thought processes are now evident and they are able to: -order objects by size, color gradient, etc. -understand that if $3+4=7$ then $7-4=3$ -understand a red square can belong to both the 'red' category and the 'square' category -Understand that a short wide cup can hold the same amount of liquid as a tall thin cup. -Thinking still tends to be tied to concrete reality.
11+ years Formal Operational Stage 	Around the onset of puberty, children are able to reason in much more abstract ways and to test hypotheses using systematic logic. There is a much greater focus on possibilities and on ideological issues

Erick Erickson's Psychosocial Stages of Development

It's important for teachers to know and respect these psychosocial stages. Each age group is mastering new skills. Unity of Fairfax YFM is a place where children experience positive reinforcement in the classroom. Activities are structured so children get opportunities to experience positive results in journey to adulthood.

Stage	Basic Conflict	Important Events	Outcome
Infancy 0-18 months	Trust vs. Mistrust	Feeding	Children develop a sense of trust when caregivers provide reliability, care and affection. A lack of this will lead to mistrust.
Early Childhood 2-3 years	Shame vs. Doubt	Toilet Training	Children need to develop a sense of personal control over physical skills and a sense of independence. Success leads to feelings of autonomy, failure results in feelings of shame and doubt.
Preschool Years 3-5 years	Initiative vs. Guilt	Exploration	Children need to begin asserting control and power over their environment. Success in this stage leads to a sense of purpose. Children who try to exert too much power experience disapproval, resulting in a sense of guilt.
School Age Years 6-11 years	Industry vs. Inferiority	School	Children need to cope with new social and academic demands. Success leads to a sense of competence, while failure results in feelings of inferiority.
Adolescence 12-18 years	Identity vs. Role Confusion	Social Relationships	Teens need to develop a sense of self and personal identity. Success leads to an ability to stay true to yourself, while failure leads to role confusion and a weak sense of self.

Stages of Faith Development

	Stage	Description	Simplified version by M. Scott Peck	
Stage 1	Intuitive-Projective	This is the stage of preschool children in which fantasy and reality often get mixed together. However, during this stage, our most basic ideas about God are usually picked up from our parents and/or society.	I. Chaotic-Antisocial	People stuck at this stage are usually self-centered and often find themselves in trouble due to their unprincipled living. If they do end up converting to the next stage, it often occurs in a very dramatic way.
Stage 2	Mythic-Literal	When children become school-age, they start understanding the world in more logical ways. They generally accept the stories told to them by their faith community but tend to understand them in very literal ways. [A few people remain in this stage through adulthood.]		
Stage 3	Synthetic-Conventional	Most people move on to this stage as teenagers. At this point, their life has grown to include several different social circles and there is a need to pull it all together. When this happens, a person usually adopts some sort of all-encompassing belief system. However, at this stage, people tend to have a hard time seeing outside their box and don't recognize that they are "inside" a belief system. At this stage, authority is usually placed in individuals or groups that represent one's beliefs. [This is the stage in which many people remain.]	II. Formal-Institutional	At this stage people rely on some sort of institution (such as a church) to give them stability. They become attached to the forms of their religion and get extremely upset when these are called into question.
Stage 4	Individuative-Reflective	This is the tough stage, often begun in young adulthood, when people start seeing outside the box and realizing that there are other "boxes". They begin to critically examine their beliefs on their own and often become disillusioned with their former faith. Ironically, the Stage 3 people usually think that Stage 4 people have become "backsliders" when in reality they have actually moved forward.	III. Skeptic-Individual	Those who break out of the previous stage usually do so when they start seriously questioning things on their own. A lot of the time, this stage ends up being very non-religious and some people stay in it permanently
Stage 5	Conjunctive Faith	It is rare for people to reach this stage before mid-life. This is the point when people begin to realize the limits of logic and start to accept the paradoxes in life. They begin to see life as a mystery and often return to sacred stories and symbols but this time without being stuck in a theological box.	IV. Mystical-Communal	People who reach this stage start to realize that there is truth to be found in both the previous two stages and that life can be paradoxical and full of mystery. Emphasis is placed more on community than on individual concerns.
Stage 6	Universalizing Faith	Few people reach this stage. Those who do live their lives to the full in service of others without any real worries or doubts.		

Spirituality is a journey. We are all traveling the path. Faith Development Theories are less tied to chronological age than most other developmental theories, but the developing brain of a child is a large factor in their spiritual understanding. As Concrete Thinkers they will be at a different place of spiritual understanding than they will be as they start to develop the ability to think abstractly.

Sacred Safety

Sacred Safety is about keeping children and adults safe with policies and procedures that reduce the possibility of loss, injury or dangers. Unity of Fairfax has plans in place that provide for a safe environment yet have clear steps to be taken in the event of any emergency situation. Uoff Safety Manual outlines various scenarios and the associated action items.

The Safety of the children is taken very seriously. Here are some samples of Safety Protocols:

-Extreme Weather: Classroom #7 and the bathrooms are interior rooms. Congregants of all ages will be directed to shelter there until the event is over. Rooms 2, 3 and 4 are also interior rooms and may be used if access to the others is not possible.

-In event of fire, teachers will calmly lead the children to the parking lot of the adjacent Fairfax County Library. Parents will come to this area to unite with their children.

-Classroom safety includes having the youth classes held in rooms that have windows to the hallway, allowing viewers to see into a classroom at any time.

-Volunteers all go through a background screening.

-We follow the 2 adults, 6 month rule. We aim for 2 adults per classroom and volunteers must be members of our congregation for at least 6 months. In the event that there is one teacher in the classroom, our hallway-angel volunteers are in the classrooms and hallways during Youth Classes. They are there to be watchful to any safety issue, to aide in any classroom that has a need and to monitor the safety of everyone.

Please report safety concerns to Beverly Ellis, Director of Youth and Family Ministry.

You may also alert any of the Unity of Fairfax Staff.

We take safety very seriously!



Some general **YOU RALLY** Info

(Unity of Fairfax is part of the Eastern Region)

The Fall Rally and the Spring Rally Basic Info

The Eastern Region's annual Fall and Spring Rallies are held at beautiful Camp Tockwogh, a YMCA camp on the Chesapeake Bay near Worton, MD. Groups may sometimes be sharing the Camp or dining hall with other youth groups. Fall Rally usually is scheduled the last weekend in October. Spring Rally usually is held the last weekend of April. Rally is open to high-school-age Youth of Unity in grades 9, 10, 11 and 12 with a minimum age of 14 and a maximum age of 19 or if not in high school a maximum age of 18 as well as Ministers, Sponsors, Parents and Chaperones. Teen participants should be active members of their YOU Chapter or home church. Check-in for Rally is from 5-6 p.m. on Friday afternoon with pre-Rally meetings at 6:30 p.m. and the Rally program beginning at 7 p.m. Rally ends at approximately noon on Sunday. The Rally Registration fee includes lodging at Camp Tockwogh, the rally T-Shirt, all supplies, snacks on Friday and Saturday evening, breakfast, lunch and dinner on Saturday and breakfast on Sunday. Most Rally attendees opt to have lunch following Rally at the local Pizza Hut for an additional \$5, which is collected during Rally.

The Rally program is created and presented by the 4 YOU Officers who are elected each year at the annual business meeting held during Spring Rally. Officers receive adult guidance and direction from the Regional Youth of Unity Consultant.

The intention of the Regional YOU team is to create a safe place of unconditional love and acceptance where youth from across the Eastern region can gather for a weekend of spiritual growth and fun. The program consists of workshops or "truth talks" presented by YOU Officers, music and dancing, large and small group activities, meditation time, a talent show, and a choice of Saturday free time activities including archery, climbing wall, boat rides,

Winter Rally Basic Info

Winter Rally is hosted by a YOU Chapter within the Eastern Region. It is planned and facilitated by the hosting chapter with the assistance and support of the Region. The Region consultant assists the hosting church with planning, registration forms and marketing through the regional web site and newsletter. Winter Rally is commonly scheduled in mid-January on the weekend before Martin Luther King Jr Day. The 3-day holiday allows a recovery day for many of the teens and sponsors who attend. Winter rally usually begins with dinner on Friday and ends at around noon on Sunday. Participants commonly remain at the local church during most of the activities and sleep on air mattresses or sleeping pads on the floor. Arrangements are usually made with a local YMCA or recreation center for showers and free time on Saturday.

YOU FALL RALLY – attends YOU class at least 2 times between start of Fall quarter and Rally. – or 4 times in April, May and September.

YOU WINTER RALLY – attending YOU classes at least 4 times in October, November and December.

YOU SPRING RALLY – attended YOU classes at least 4 times in January, February, March

All participants require the signatures of the Youth Sponsor and the Senior Minister on the registration form.

UNITEENS

WHAT IS A REGIONAL UNITEEN RETREAT?

A Regional Uniteen Retreat is an overnight or weekend Spiritual event specifically geared for Unity middle school teens and pre-teens, planned and facilitated by Regional Staff and/or Uniteen Leaders, at a Camp or host Church located within the Eastern Region. Uniteen Retreats may be a one-day overnight or a full weekend. One Day Retreats usually begin on Saturday morning between 10 and 11 AM. They end on Sunday around noon. Full weekend Retreats usually begin with check-in between 5 to 6 p.m. on Friday and end at noon Sunday.

Uniteen Retreats allow young teens to meet and gather with other teens from other Unity churches around the region to learn and practice Unity truth principles. Retreats commonly include large and small group activities, prayer, meditation, music, drumming, team-building games, free time sports, singing, talent show, food, fun and more.

To attend a Uniteen Retreat, teens must be in grades 6, 7, 8, or equivalent, with a minimum age of 11 and a maximum age of

14. Uniteens should also be active in their Church Uniteen Group.

Uniteens must attend class 6 times between rallies.

Fall Rally, must attend 6 classes between and including the months of May thru October.

Spring Rally – must attend 5 classes between and including the months of November thru April.

All participants require the signatures of the Youth Sponsor and the Senior Minister on the registration form

Unity of Fairfax Youth and Family Ministry Registration Form 2018-2019

Parent/guardian	parent/guardian
cell phone	cell phone
Email	Email
Relationship to child	Relationship to child

Address (primary residence of child) :

Street
address: _____

City: _____ State: _____

Zip: _____

Child's name First/last	Grade	Birthday m/d/y	Allergies and 'Good to Knows'
		/ /	
		/ /	
		/ /	
		/ /	
		/ /	

Persons authorized to pick up children:

Name

Number

1. _____

2. _____

Photography Release: I grant the Unity of Fairfax permission to use photographs and videotaped images in which my child appears, such as UofF Facebook page, UofF Web page, slide shows, etc. Care is used to not identify children by names, addresses, etc.

Live Streaming: 2nd service is live streamed. Children are live streamed at the end of the service during kid time, and at special services throughout the year where they participate in a service that is live streamed.

Yes _____ No _____

Initials _____

Parents of 6th grade and older, please circle your preference.

I give /do not give my Uniteen/YOU child(ren) permission to go to and from class without a parent sign in/out.

Signature of parent/legal guardian

Date

Unity of Fairfax
2854 Hunter Mill Road, Oakton, Virginia 22124



A *positive* path
for *spiritual* living

Diaper Change Permission Form

I herewith authorize the staff of the Unity of Fairfax Nursery to change my child's

(Name)_____ diapers if needed, even if only one staff person is present.

Guardian's Name (printed): _____

Signature: _____

Date: _____